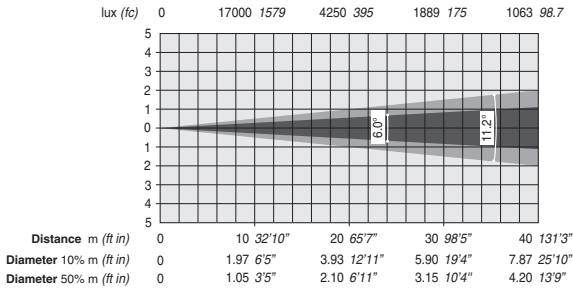
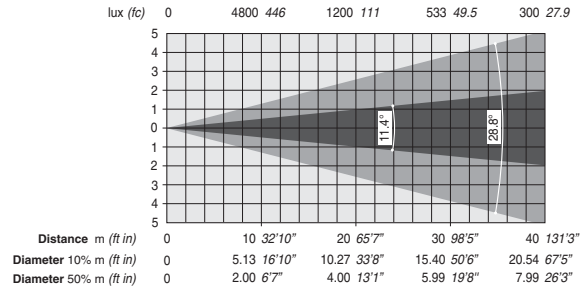


# ALPHA WASH EASY 1200

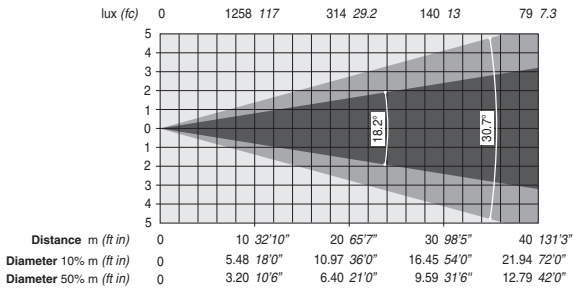
Standard (6.0° 50% - 11.2° 10%)



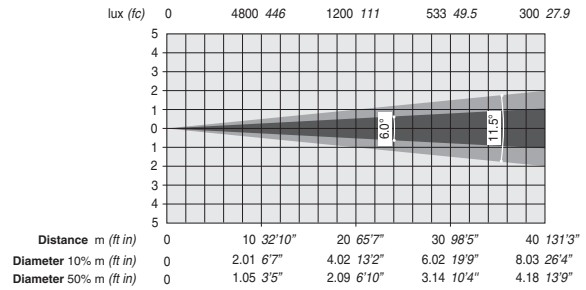
With ovalizer filter (X axis)



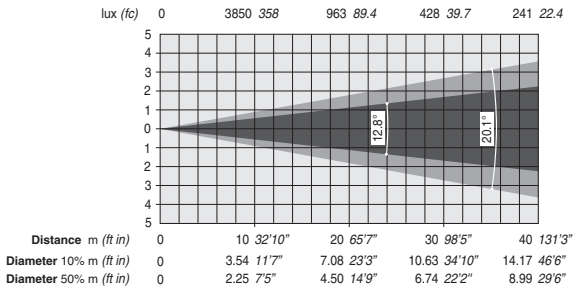
With heavy frost (18.2° 50% - 30.7° 10%)



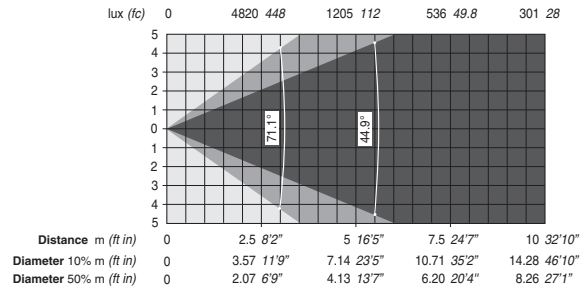
With ovalizer filter (Y axis)



With light frost (12.8° 50% - 20.1° 10%)



With optional diffusion filter (44.9° 50% - 71.1° 10%)



- ★ **Legenda** Diameter 10%-50%: valori del diametro del fascio luminoso corrispondenti al 10% e 50% dell'illuminazione massima.
- Key** Diameter 10%-50%: beam diameter for 10% and 50% of maximum illumination.
- Légende** Diameter 10%-50%: valeurs du diamètre du faisceau lumineux correspondant à 10% et 50% de l'éclairage maximum.
- Legende** Diameter 10%-50%: Lichtkreis-Durchmesser bei 10% bzw. 50% maximaler Ausleuchtung.
- Leyenda** Diameter 10%-50%: valores del diámetro del haz luminoso correspondientes al 10% y 50% de la iluminación máxima.