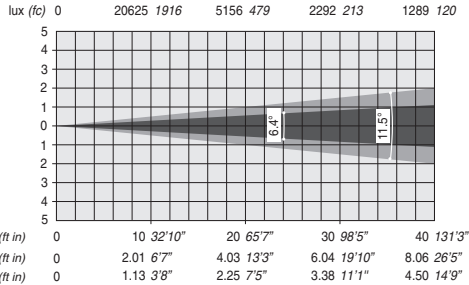


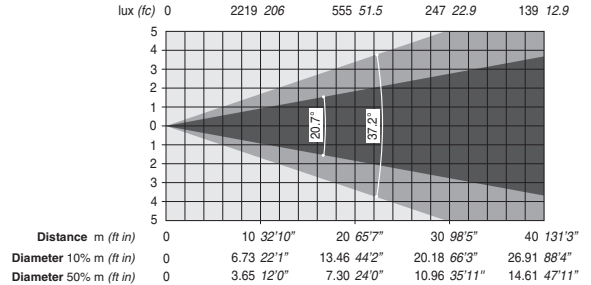
ALPHA WASH 1200

★ **Legenda** Diameter 10%-50%: valori del diametro del fascio luminoso corrispondenti al 10% e 50% dell'illuminamento massimo.  
**Key** Diameter 10%-50%: beam diameter for 10% and 50% of maximum illumination.  
**Légende** Diameter 10%-50%: valeurs du diamètre du faisceau lumineux correspondant à 10% et 50% de l'éclairage maximum.  
**Legende** Diameter 10%-50%: Lichtkreis-Durchmesser bei 10% bzw. 50% maximaler Ausleuchtung.  
**Leyenda** Diameter 10%-50%: valores del diámetro del haz luminoso correspondientes al 10% y 50% de la iluminación máxima.

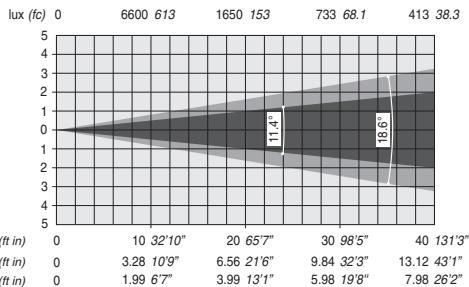
Minimum Zoom (6.4° 50% - 11.5° 10%)



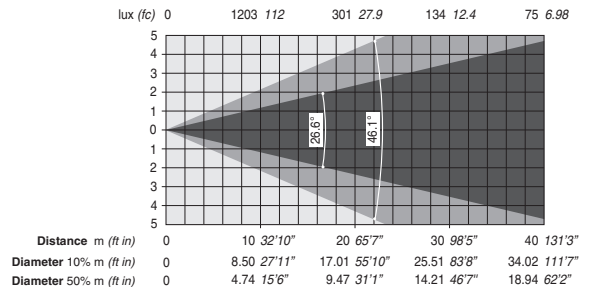
Maximum Zoom (20.7° 50% - 37.2° 10%)



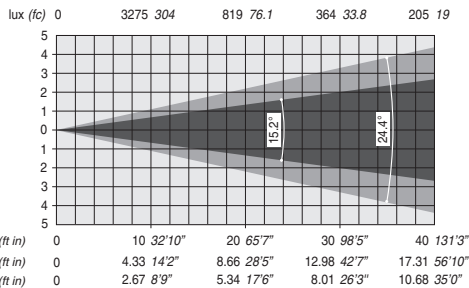
Minimum Zoom with light frost (11.4° 50% - 18.6° 10%)



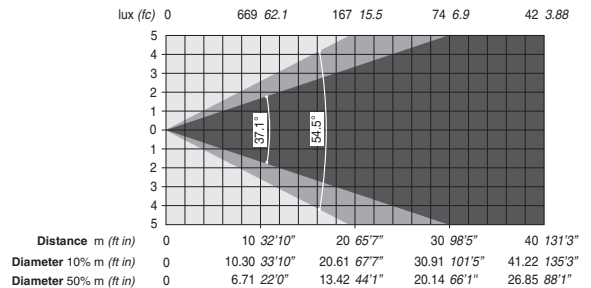
Maximum Zoom with light frost (26.6° 50% - 46.1° 10%)



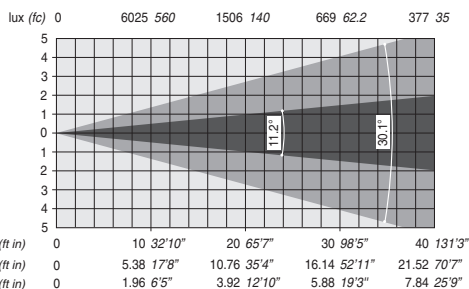
Minimum Zoom with heavy frost (15.2° 50% - 24.4° 10%)



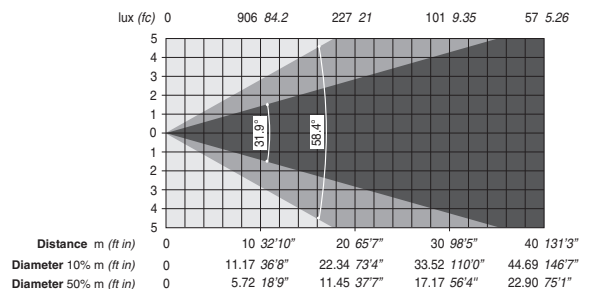
Maximum Zoom with heavy frost (37.1° 50% - 54.5° 10%)



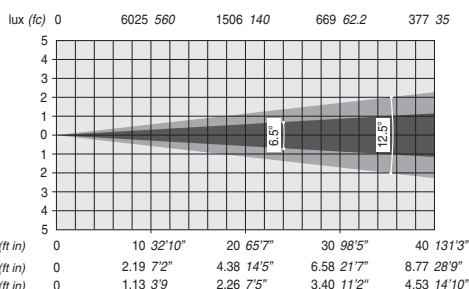
Minimum zoom with ovalizer filter (X axis)



Maximum zoom with ovalizer filter (X axis)



Minimum zoom with ovalizer filter (Y axis)



Maximum zoom with ovalizer filter (Y axis)

