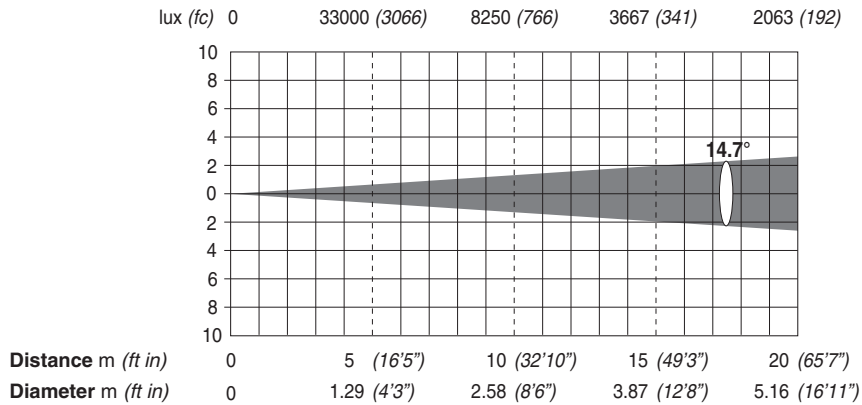


**ALPHA SPOT HPE 700**

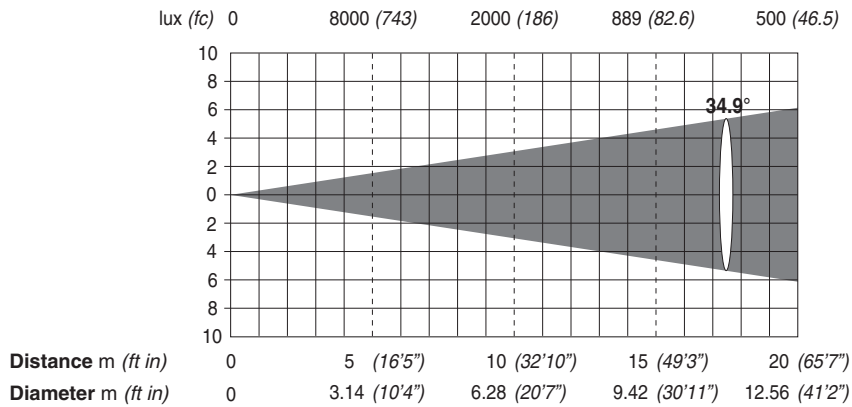
**Legenda** Diameter 10%-50%: valori del diametro del fascio luminoso corrispondenti al 10% e 50% dell'illuminamento massimo.  
**Key** Diameter 10%-50%: beam diameter for 10% and 50% of maximum illumination.  
**Légende** Diameter 10%-50%: valeurs du diamètre du faisceau lumineux correspondant à 10% et 50% de l'éclairage maximum.  
**Legende** Diameter 10%-50%: Lichtkreis-Durchmesser bei 10% bzw. 50% maximaler Ausleuchtung.  
**Leyenda** Diameter 10%-50%: valores del diámetro del haz luminoso correspondientes al 10% y 50% de la iluminación máxima.

**FULL POWER MODE (700 W)**

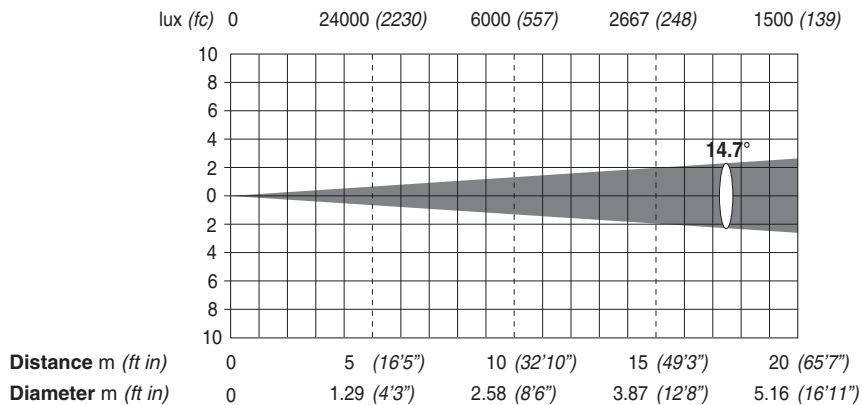
**Minimum Zoom (14,7°) - 700 W**



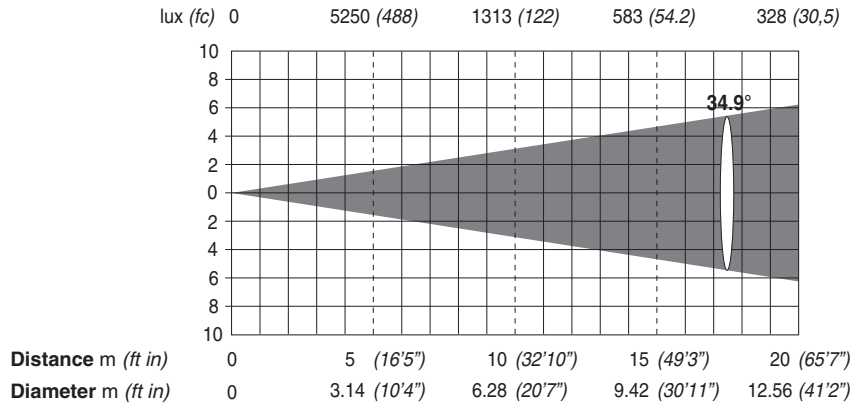
**Maximum Zoom (34,9°) - 700 W**



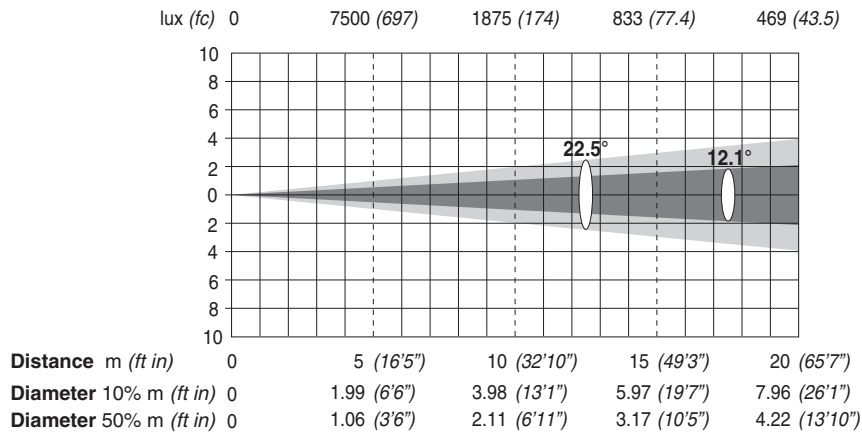
**Minimum Zoom with Uniform Field Lens (14,7°) - 700 W**



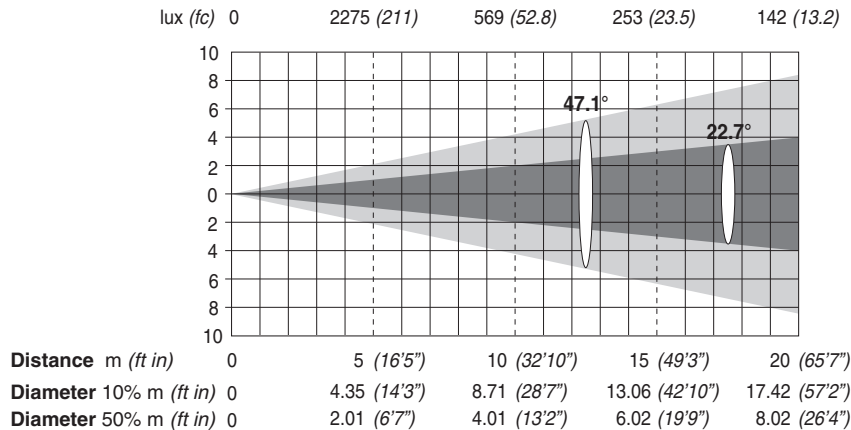
**Maximum Zoom with Uniform Field Lens (34,9°) - 700 W**



**Minimum Zoom with Frost (12,1° 50% - 22,5° 10%) - 700 W**

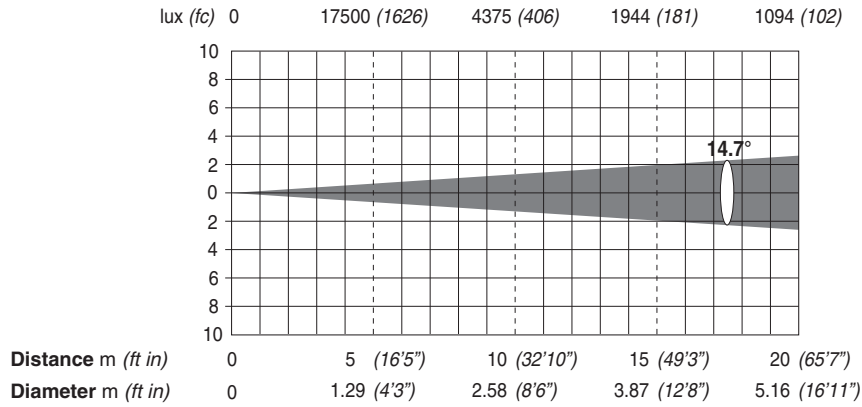


**Maximum Zoom with Frost (22,7° 50% - 47,1° 10%) - 700 W**

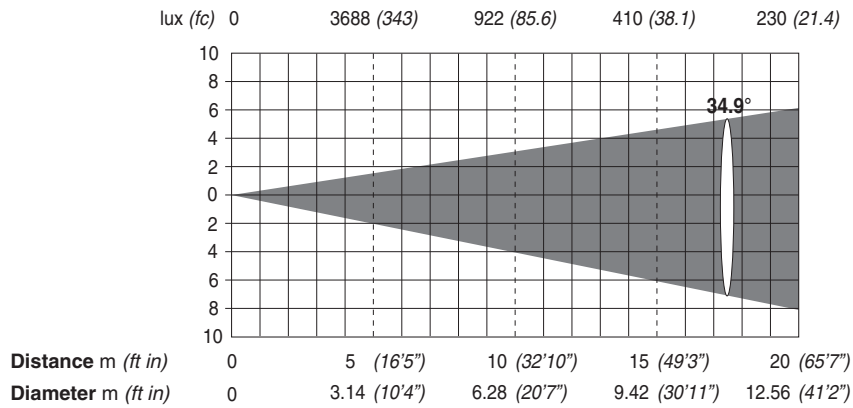


## HALF-POWER MODE (400 W)

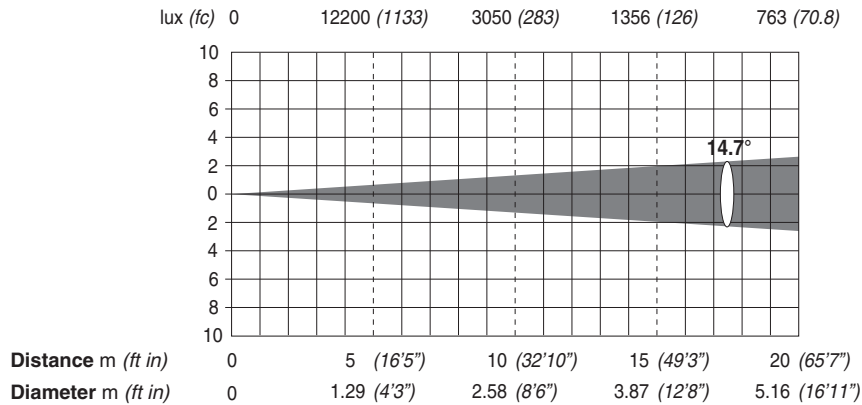
### Minimum Zoom (14,7°) - 400 W



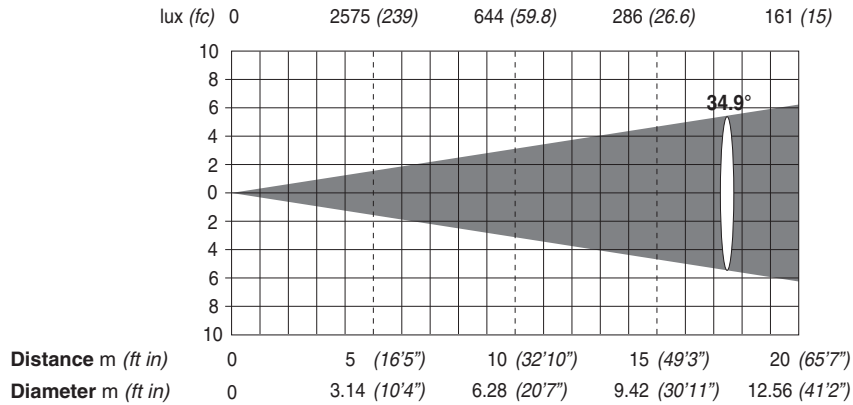
### Maximum Zoom (34,9°) - 400 W



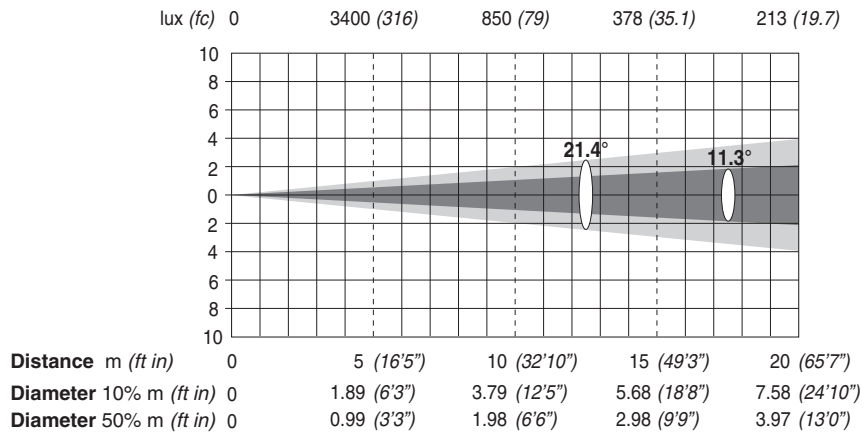
### Minimum Zoom with Uniform Field Lens (14,7°) - 400 W



### Maximum Zoom with Uniform Field Lens (34,9°) - 400 W



### Minimum Zoom with Frost (11.3° 50% - 21.4° 10%) - 400 W



### Maximum Zoom with Frost (22,7° 50% - 46,8° 10%) - 400 W

