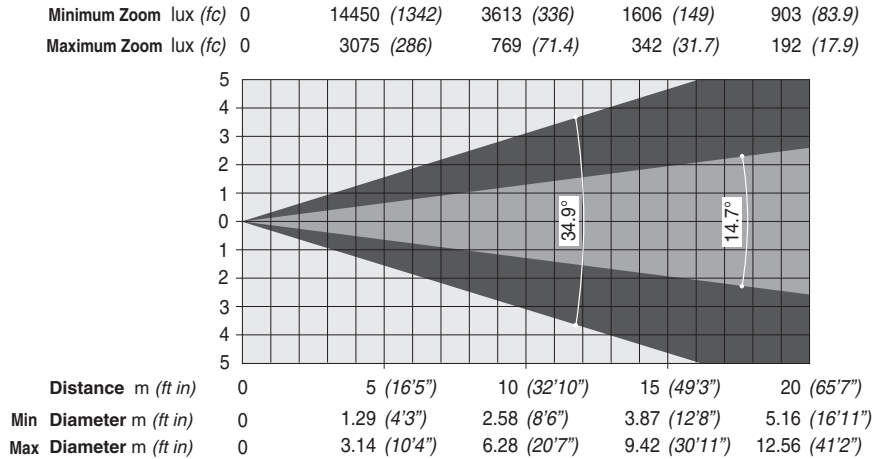


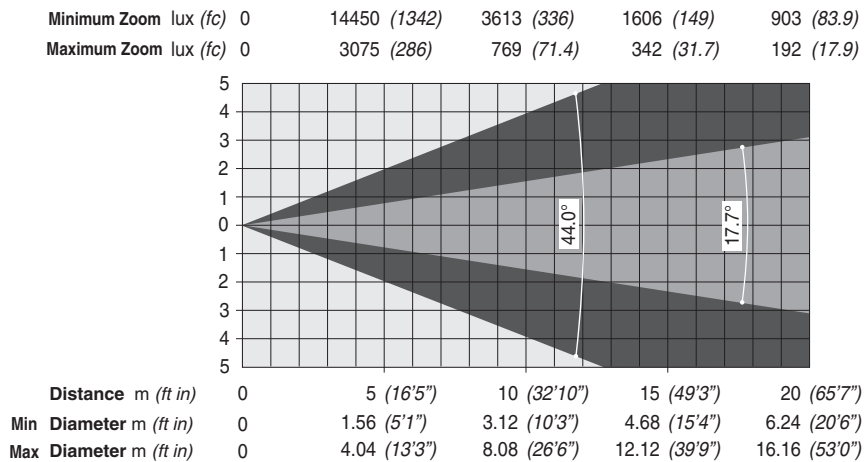
ALPHA SPOT HPE 300

Legenda Diameter 10%-50%: valori del diametro del fascio luminoso corrispondenti al 10% e 50% dell'illuminamento massimo.
Key Diameter 10%-50%: beam diameter for 10% and 50% of maximum illumination.
Légende Diameter 10%-50%: valeurs du diamètre du faisceau lumineux correspondant à 10% et 50% de l'éclairage maximum.
Legende Diameter 10%-50%: Lichtkreis-Durchmesser bei 10% bzw. 50% maximaler Ausleuchtung.
Leyenda Diameter 10%-50%: valores del diámetro del haz luminoso correspondientes al 10% y 50% de la iluminación máxima.

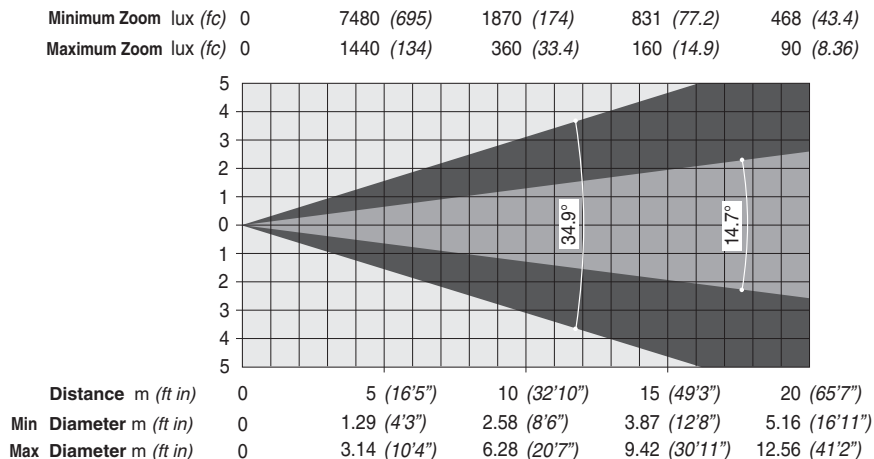
Standard (14,7° - 34,9°)



with Full Open Iris (17,7° - 44,0°)

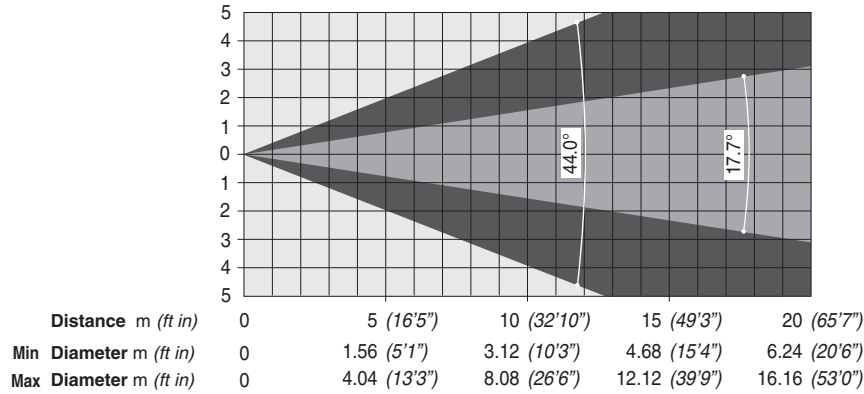


with Uniform Field Lens (14,7° - 34,9°)



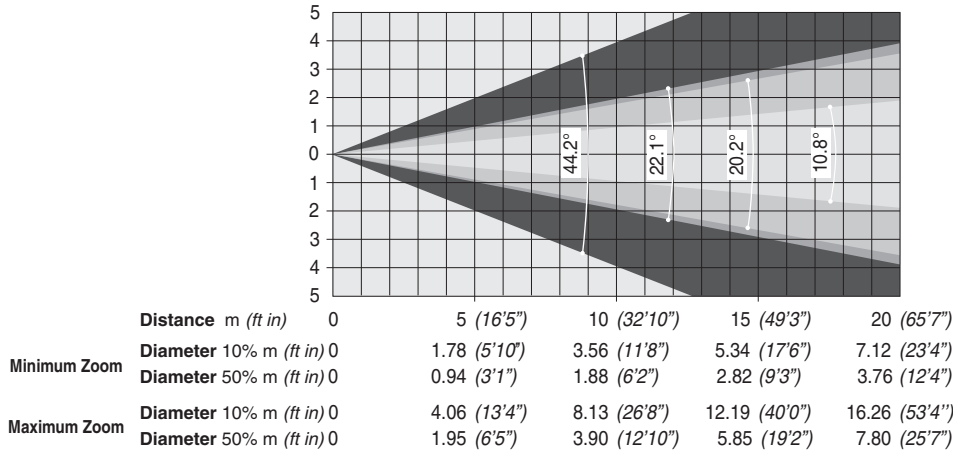
with Full Open Iris and Uniform Field Lens (17,7° - 44,0°)

| | | | | | |
|-----------------------|---|------------|------------|------------|------------|
| Minimum Zoom lux (fc) | 0 | 7480 (695) | 1870 (174) | 831 (77.2) | 468 (43.4) |
| Maximum Zoom lux (fc) | 0 | 1440 (134) | 360 (33.4) | 160 (14.9) | 90 (8.36) |



with Frost (10,8° - 22,1° 50%) (20,2° - 44,2° 10%)

| | | | | | |
|-----------------------|---|------------|------------|------------|------------|
| Minimum Zoom lux (fc) | 0 | 3690 (343) | 923 (85.7) | 410 (38.1) | 231 (21.4) |
| Maximum Zoom lux (fc) | 0 | 960 (89.2) | 240 (22.3) | 107 (9.91) | 60 (5.57) |



with Full Open Iris and Frost (11,3° - 22,7° 50%) (21,6° - 47,1° 10%)

| | | | | | |
|-----------------------|---|------------|------------|------------|------------|
| Minimum Zoom lux (fc) | 0 | 3740 (347) | 935 (86.9) | 416 (38.6) | 234 (21.7) |
| Maximum Zoom lux (fc) | 0 | 975 (90.6) | 244 (22.6) | 108 (10.1) | 61 (5.66) |

